

## Specification:

Size	4.3inch
Resolution	480*272
Touch	Resistive touch
Autorotation Direction	four direction
Power adapter	Input: AC 100~240V Output: DC 5V/2A

NIBP	
Method	Automatic oscillometry
Display	Sys, Dia, Map, PR
Measurement rang of high pressure mode(only adult)	Sys 40~300 mmHg
	Dia 10~250 mmHg
	Map 20~270 mmHg
Work mode	Adult Single, Cycle, STAT
	Pediatric Single, Cycle, STAT
	Neonatal Single, Cycle
Cuff pressure range	0~280 mmHg
Resolution	1 mmHg
Pressure accuracy	Static: $\pm 3$ mmHg Clinic: Average error: $\pm 5$ mmHg, standard deviation: $\leq 8$ mmHg

SpO <sub>2</sub>	
Measurement range	0~100%
Resolution	1%
Accuracy	70~100%: $\pm 2\%$
	35~69%: $\pm 3\%$
	0~34%: undefinition
Data update period	13s
PR	
Measurement range	25 bpm ~250 bpm
resolution	1 bpm
accuracy	$\pm 1\%$ or $\pm 1$ bpm

## Parts:

Parts	Standard	Quantity
Blood pressure cuff	✓	1
User's manual	✓	1
QC certificate	✓	1
Packing list	✓	1
Power adapter	✓	1

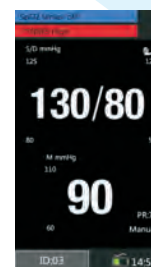
## Data update period



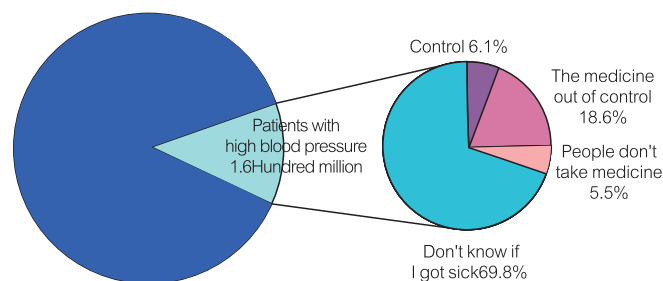
Multi-parameter display mode



SpO2 display mode



NIBP Display Mode



## Patient Monitor



## BIOLIGHT CO.,LTD.

Add: NO.2Innovation First Road, Technical Innovation Coast, Hi-tech Zone, Zhuhai, P. R. China

Postcode: 519085

E-Mail: Overseas@blt.com.cn

Tel: +86-756-3399935 3399999

Fax: +86-756-3399911



\*Specifications subject to change without prior notice.

**BLT BIOLIGHT**

www.blt.com.cn

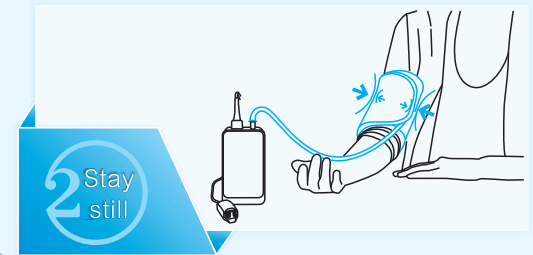
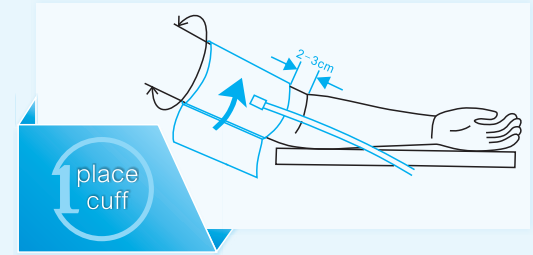

## Introduction:

M860 handheld monitor is intended for continuously monitoring or spot checking of SpO2, PR, NIBP signals of single adult, pediatric and neonatal patient.




## Operation:

- Check the patient type, if you want to change the patient type, click [ID] to select the patient type required.
- Plug the air hose of the cuff into the NIBP socket of the monitor and Select the appropriate cuff according to patient type.
- Confirm the cuff has been entirely deflated.



## Features:

- Handheld monitor  
—— Portable. Very easy to carry and place.
- 4.3 inch large TFT screen  
—— Offer a better vision when operation.
- Touch screen  
—— Easier to handle.
- Alarm system  
—— Easier to manage your job.
- 4800mah/3.7v battery  
—— Longer working time.
- Gravity sensor  
—— Four direction view

- Plug the air pipe plug of cuff into the connector (NIBP) of monitor until the plug and socket contact well.
- Tie the cuff to the upper arm of the patient. Ensure the mark “Φ” on the cuff shall lie above artery while the air pipe shall be under the cuff, ensuring the air pipe outside the cuff does not knot and the white line on the cuff shall be within the range “ ”, otherwise the cuff shall be replaced.
- Use the button  on the right of monitor to start or stop



One button to start measurement



Continuous working for more than 20h



Hand-held measurement Convenient and quick



comfortable BP cuff



Full-Touch mode of operation



Professional operation system



260000 color screen, anti-glare



Super great alarm system